

1 100m Butterfly Women Heat

Official

Entries

Heats

Summary



Total































13 years

































14 years

























15 years

16 years

Rank	Competitor	Age	Club	RT	PTS	Result	
1	Rawson Alanna	14	St Peter's S...	0.74		1:04.59 Entry: 1:05.57 -0.98	Q
	50m: 30.01		100m: 1:04.59 (34.58)				
2	Riley Ariella	16	Hamilton Aq...	0.74		1:05.32 Entry: 1:06.15 -0.83	Q
	50m: 30.89		100m: 1:05.32 (34.43)				
3	Botes Scarlett	15	Napier Aqu...	0.77		1:05.66 Entry: 1:06.13 -0.47	Q
	50m: 29.64		100m: 1:05.66 (36.02)				
4	Sampson Hannah	15	SwimZone ...	0.67		1:05.98 Entry: 1:07.12 -1.14	Q
	50m: 30.63		100m: 1:05.98 (35.35)				
5	Fisher Tandia	14	Wharenui S...	0.87		1:06.04 Entry: 1:05.33 +0.71	Q
	50m: 30.56		100m: 1:06.04 (35.48)				
6	Bai Alyssa	14	Porirua City...	0.75		1:06.50 Entry: 1:06.94 -0.44	Q
	50m: 30.74		100m: 1:06.50 (35.76)				
7	Lin Amber	14	North Shor...	0.55		1:06.57 Entry: 1:07.25 -0.68	Q
	50m: 31.10		100m: 1:06.57 (35.47)				
8	Yang Leah	16	Howick Pak...	0.75		1:06.70 Entry: 1:05.71 +0.99	Q
	50m: 31.03		100m: 1:06.70 (35.67)				
9	Bell Millie	16	North Cant...	0.73		1:07.01 Entry: 1:05.43 +1.58	Q
	50m: 30.42		100m: 1:07.01 (36.59)				
10	Nadilo Marina	16	Nga Tai Tu...	0.73		1:07.08 Entry: 1:08.47 -1.39	Q
	50m: 31.40		100m: 1:07.08 (35.68)				
11	Conley Paige	15	Whanganui...	0.71		1:07.25 Entry: 1:07.15 +0.10	Q
	50m: 31.36		100m: 1:07.25 (35.89)				
12	Nettle Phoebe	14	Trojans Swi...	0.69		1:07.63 Entry: 1:07.89 -0.26	Q
	50m: 32.21		100m: 1:07.63 (35.42)				
13	Lyles Jade	14	Phoenix Aq...	0.77		1:07.92 Entry: 1:08.75 -0.83	Q

	50m: 31.85	100m: 1:07.92 (36.07)					
14	 Searle Amelia-Rose	13	 North Shore...	0.58	1:08.17	Entry: 1:10.79 -2.62	Q
	50m: 31.50	100m: 1:08.17 (36.67)					
15	 Bryan Emma	14	 Greymouth ...	0.66	1:08.30	Entry: 1:11.55 -3.25	Q
	50m: 31.08	100m: 1:08.30 (37.22)					
16	 Dodunski Frankie	16	 United Swi...	0.70	1:08.48	Entry: 1:07.34 +1.14	Q
	50m: 30.95	100m: 1:08.48 (37.53)					
17	 Li Cynthia	15	 Phoenix Aq...	0.65	1:08.63	Entry: 1:07.95 +0.68	Q
	50m: 30.96	100m: 1:08.63 (37.67)					
18	 Franklin Paige	16	 Central Ha...	0.69	1:08.68	Entry: 1:08.60 +0.08	Q
	50m: 31.50	100m: 1:08.68 (37.18)					
19	 Baker Genaya	16	 SwimZone ...	0.71	1:08.71	Entry: 1:08.03 +0.68	Q
	50m: 31.53	100m: 1:08.71 (37.18)					
20	 Scott Tessa	15	 St Paul's S...	0.72	1:08.98	Entry: 1:08.10 +0.88	Q
	50m: 32.40	100m: 1:08.98 (36.58)					
21	 Jury Mackenzie	14	 Liz van Wel...	0.70	1:09.25	Entry: 1:09.72 -0.47	Q
	50m: 32.02	100m: 1:09.25 (37.23)					
22	 Sheng Fiona	14	 Howick Pak...	0.66	1:09.51	Entry: 1:09.59 -0.08	Q
	50m: 31.75	100m: 1:09.51 (37.76)					
23	 Wang Hope	13	 Phoenix Aq...	0.60	1:09.54	Entry: 1:10.66 -1.12	Q
	50m: 31.95	100m: 1:09.54 (37.59)					
24	 Nicholls Lola	16	 Heretaunga...	0.67	1:09.65	Entry: 1:09.23 +0.42	Q
	50m: 31.53	100m: 1:09.65 (38.12)					
25	 Percy Sadie	14	 Pirates Swi...	0.87	1:09.96	Entry: 1:11.79 -1.83	Q
	50m: 31.85	100m: 1:09.96 (38.11)					
26	 Teura-Davies Pare	14	 TBSS Cent...	0.79	1:10.08	Entry: 1:08.80 +1.28	R1
	50m: 31.69	100m: 1:10.08 (38.39)					
27	 Dresner Renee	14	 Evolution A...	0.82	1:10.22	Entry: 1:09.92 +0.30	R2
	50m: 31.73	100m: 1:10.22 (38.49)					
28	 van der Westhuizen Teja	13	 North Shore...	0.58	1:10.33	Entry: 1:13.83 -3.50	Q
	50m: 32.43	100m: 1:10.33 (37.90)					

29	 Pool Elizabeth	14	 Swim Rotor...	0.71	1:10.36 Entry: 1:12.47	-2.11	
	50m: 32.66		100m: 1:10.36 (37.70)				
30	 Tobin Mackenzie	14	 Parnell Swi...	0.72	1:10.40 Entry: 1:12.24	-1.84	
	50m: 31.38		100m: 1:10.40 (39.02)				
31	 Sorenson Holly	14	 SwimZone ...	0.74	1:10.55 Entry: 1:10.09	+0.46	
	50m: 31.71		100m: 1:10.55 (38.84)				
32	 Moh Paan (V) Leiana	14	 Dumbea N...	0.76	1:10.56 Entry: 1:12.05	-1.49	
	50m: 32.76		100m: 1:10.56 (37.80)				
33	 Story Alicia	15	 Mt Eden S...	0.80	1:10.57 Entry: 1:06.85	+3.72	Q
	50m: 32.46		100m: 1:10.57 (38.11)				
33	 Crawford Caitlin	16	 Murihiku S...	0.76	1:10.57 Entry: 1:09.95	+0.62	Q
	50m: 32.50		100m: 1:10.57 (38.07)				
35	 Kennedy Mila	13	 Papamoa S...	0.70	1:10.58 Entry: 1:12.16	-1.58	Q
	50m: 31.54		100m: 1:10.58 (39.04)				
36	 Williams Eliza	16	 North Shor...	0.78	1:10.68 Entry: 1:09.31	+1.37	Q
	50m: 33.29		100m: 1:10.68 (37.39)				
37	 Marlow Madison	16	 Hamilton Aq...	0.73	1:10.91 Entry: 1:09.42	+1.49	R1
	50m: 32.95		100m: 1:10.91 (37.96)				
38	 Lu Eve	14	 Parnell Swi...	0.81	1:10.95 Entry: 1:12.11	-1.16	
	50m: 33.56		100m: 1:10.95 (37.39)				
39	 Metcalfe Evie	14	 Papamoa S...	0.64	1:11.26 Entry: 1:10.33	+0.93	
	50m: 31.82		100m: 1:11.26 (39.44)				
40	 Norris Kahlea	16	 Hamilton Aq...	0.57	1:11.33 Entry: 1:08.85	+2.48	R2
	50m: 32.74		100m: 1:11.33 (38.59)				
41	 McClintock Sophia	13	 Wanaka Sw...	0.73	1:11.40 Entry: 1:12.46	-1.06	Q
	50m: 31.86		100m: 1:11.40 (39.54)				
42	 Roesch Marlier (V) Luna	13	 Cercle des ...	0.60	1:11.79 Entry: 1:13.02	-1.23	Q
	50m: 32.17		100m: 1:11.79 (39.62)				
43	 Daly Harriett	14	 Tasman Sw...	0.65	1:11.97 Entry: 1:11.86	+0.11	
	50m: 33.64		100m: 1:11.97 (38.33)				
44	 Migounoff Lara	14	 Pukekohe ...	0.55	1:11.98 Entry: 1:11.41	+0.57	

	50m: 32.55	100m: 1:11.98 (39.43)				
45	 Cox Tayla	14	 Wharenui S...	4.88	1:12.15 Entry: 1:11.34 +0.81	
	50m: 32.34	100m: 1:12.15 (39.81)				
46	 Webby Sienna	13	 TBSS Cent...	0.61	1:12.24 Entry: 1:11.70 +0.54	Q
	50m: 34.04	100m: 1:12.24 (38.20)				
47	 Delunel (V) Clara	16	 Olympique ...	0.73	1:12.29 Entry: 1:10.06 +2.23	
	50m: 32.09	100m: 1:12.29 (40.20)				
48	 Du Emma	14	 Coast Swi...	0.63	1:12.34 Entry: 1:11.69 +0.65	
	50m: 32.90	100m: 1:12.34 (39.44)				
49	 Stewart Lola	13	 Enterprise ...	0.48	1:12.78 Entry: 1:12.05 +0.73	Q
	50m: 31.94	100m: 1:12.78 (40.84)				
50	 Alderton Samantha	14	 St Paul's S...	0.67	1:12.95 Entry: 1:12.35 +0.60	
	50m: 32.06	100m: 1:12.95 (40.89)				
51	 Zhou Karmen	16	 Porirua City...	0.69	1:13.28 Entry: 1:06.37 +6.91	
	50m: 31.58	100m: 1:13.28 (41.70)				
52	 Ng Sophia	13	 Mt Eden S...	0.52	1:13.68 Entry: 1:11.86 +1.82	Q
	50m: 33.27	100m: 1:13.68 (40.41)				
53	 Marquet (V) Tehani	13	 Dumbea N...	0.81	1:13.69 Entry: 1:14.10 -0.41	Q
	50m: 33.23	100m: 1:13.69 (40.46)				
54	 Duske Georgia	13	 Evolution A...	0.50	1:13.98 Entry: 1:13.16 +0.82	R1
	50m: 32.77	100m: 1:13.98 (41.21)				
55	 Zhou Camille	13	 Porirua City...	0.63	1:14.43 Entry: 1:14.15 +0.28	R2
	50m: 31.94	100m: 1:14.43 (42.49)				
56	 Ai Michelle	13	 North Shor...	0.66	1:16.46 Entry: 1:13.93 +2.53	
	50m: 33.34	100m: 1:16.46 (43.12)				